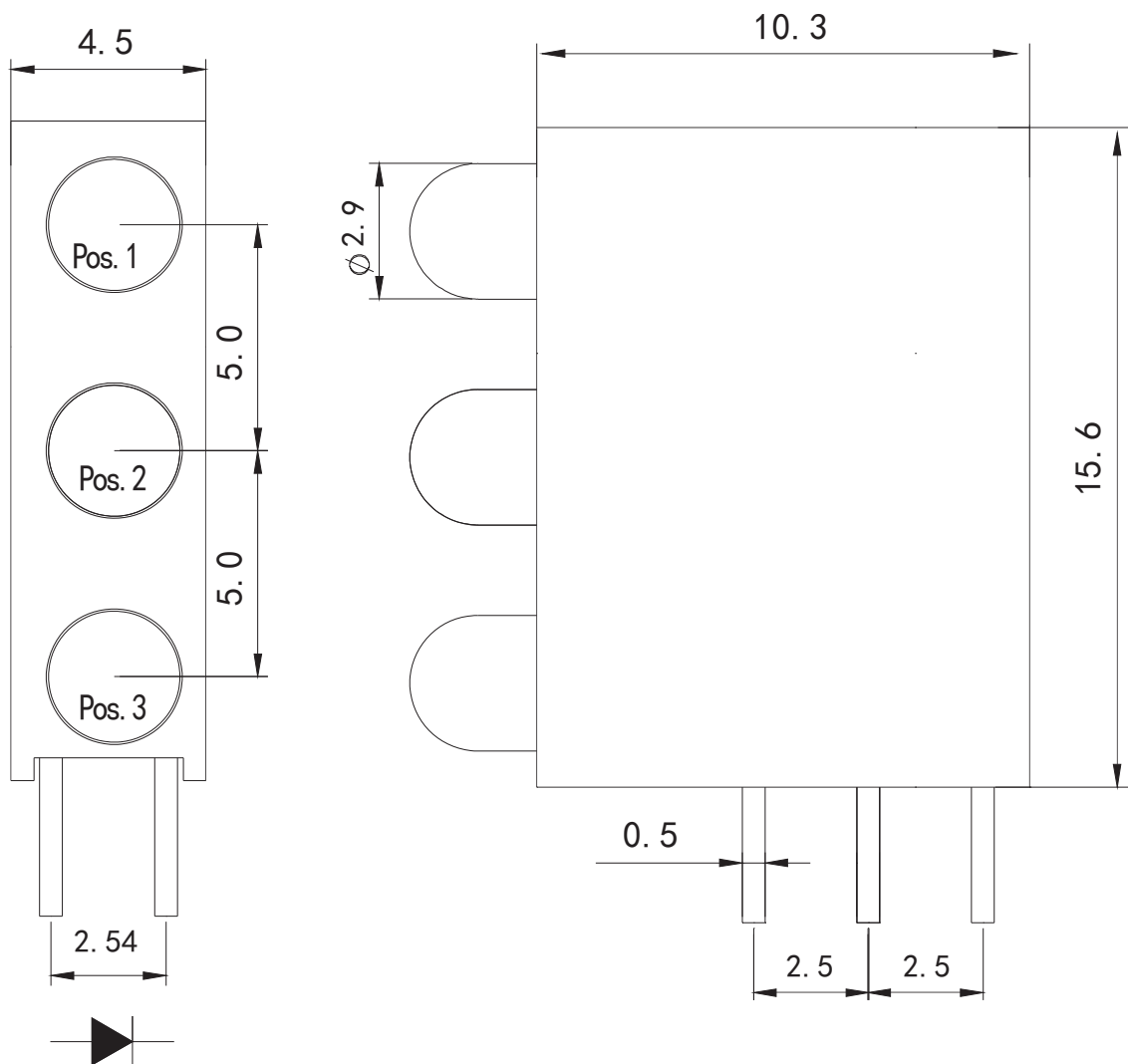


## 一、产品描述/ Features:

- 外观尺寸/ Package ( L/W/H ) : 10.3x4.5x15.6mm
- 胶体/ Lens: 有色雾状/Colored Diffused (注/Notes: 白光/White: 乳白雾状/White Diffused)
- 多功能安装在P.C板或面板上/Versatile mounting on P.C board or panel
- 可堆叠且易于组装/Stackable and easy to assembly
- 环保产品, 符合RoHS要求/ Meet RoHS, Green Product
- 提供全面的LED颜色组合和高能效的光输出选项, 确保满足您的所有设计需求。/Providing a comprehensive selection of LED color combinations and light output options with high energy efficiency ensures that all your design needs are met.

## 二、外形图 Outline dimensions:



注/ Notes: 1. 单位 : 毫米 ( mm ) / All dimensions are in millimeters  
2. 公差 : 如无特别标注则为 $\pm 0.2$  mm Tolerance is  $\pm 0.20$  mm unless otherwise noted

### 三、极限参数 Absolute Maximum Rating

(环境温度 Ambient temperature: 25℃ 相对湿度 Humidity: RH 60%)

项目 Item	符号 Symbol	数值 Value										单位 Unit	备注 Remark	
		JR	HR	JO	FO	JY	SY	KYG	TCG	LB	B2W			
正向电流 Forward Current	IF	25	25	25	25	25	25	25	25	25	25	25	mA	
峰值正向电流* Peak Forward Current*	IFP	50	50	50	50	50	50	50	50	50	50	50	mA	
功耗 Power Dissipation	PD	75	75	75	75	75	75	75	75	100	100	100	mW	
工作环境温度 Operation Temperature	Topr	-40 to +85										℃		
贮藏温度 Storage Temperature	Tstg	-40 to +85										℃		
焊接温度 Soldering Temperature	Tsol	260±5℃										℃	Less than 5 Second	

\*注: 脉冲宽度≤0.1ms, 占空比≤1/10

\*Note: pulse Width≤0.1ms,Duty≤1/10

### 四、光电参数 Photo electricity Parameter

(测试条件 Test Condition:IF=20mA, VR=5V 环境温度 Ambient temperature:25℃ 相对湿度 Humidity:RH 60%)

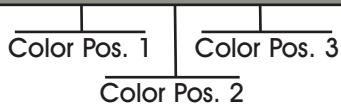
Emitting Color		Dominant Wavelength (λd) Unit:nm		Forward Voltage (VF) Unit:V		Luminous Intensity (Iv) Unit:mcd		Viewing Angle (2θ1/2) Unit:deg	Reverse Current (IR) Unit:μA
		Min	Max	Typ	Max	Min	Typ	Typ	Max
JR	Red	630nm	645nm	2.0	2.5	30	60	30	10
HR	Red	620nm	630nm	2.0	2.6	280	500	30	10
JO	Orange	605nm	610nm	2.0	2.5	30	60	30	10
FO	Orange	600nm	605nm	2.0	2.6	250	450	30	10
JY	Yellow	590nm	595nm	2.0	2.5	30	55	30	10
SY	Yellow	585nm	592nm	2.0	2.6	200	450	30	10
KYG	Yellow Green	565nm	575nm	2.0	2.6	30	50	30	10
TCG	Pure Green	520nm	535nm	3.0	3.6	1500	2800	30	10
LB	Blue	465nm	475nm	3.0	3.6	400	850	30	10
B2W	White	X=0.29,Y=0.30		3.0	3.8	1500	3500	30	10

备注: 亮度测试公差±15%, 波长测试公差±1nm, 正向电压测试公差±0.05V

Remark: The tolerance of intensity ±15%, the tolerance of wavelength ±1nm, the tolerance of forwards voltage ±0.05V.Only reference for above when testing.

## 五、订购代码 Order Code

**H-41015- X X X 2TZ1**



Model No	LED COLOR		
	Position 1	Position 2	Position 3
H-41015-3JR2TZ1	JR	JR	JR
H-41015-3HR2TZ1	HR	HR	HR
H-41015-3JO2TZ1	JO	JO	JO
H-41015-3FO2TZ1	FO	FO	FO
H-41015-3JY2TZ1	JY	JY	JY
H-41015-3SY2TZ1	SY	SY	SY
H-41015-3KYG2TZ1	KYG	KYG	KYG
H-41015-3TCG2TZ1	TCG	TCG	TCG
H-41015-3LB2TZ1	LB	LB	LB
H-41015-3B2W1TZ1	B2W	B2W	B2W
H-41015-JRJYKYG2TZ1	JR	JY	KYG
H-41015-HRSYKYG2TZ1	HR	SY	KYG
H-41015-HRFOSY2TZ1	HR	FO	SY
H-41015-HRTCGLB2TZ1	HR	TCG	LB
H-41015-HRTCGSY2TZ1	HR	TCG	SY
H-41015-FOTCGLB2TZ1	FO	TCG	LB
H-41015-FOSYLB2TZ1	FO	SY	LB
H-41015-FOHRSY2TZ1	FO	HR	SY
H-41015-FOSYKYG2TZ1	FO	SY	KYG
H-41015-FOLBB2W2TZ1	FO	LB	B2W
H-41015-SYKYGTCG2TZ1	SY	KYG	TCG
H-41015-JYJRKYG2TZ1	JY	JR	KYG
H-41015-JYKYGJR2TZ1	JY	KYG	JR
H-41015-KYGJYJR2TZ1	KYG	JY	JR
H-41015-KYGHRF02TZ1	KYG	HR	FO
H-41015-KYGSYHR2TZ1	KYG	SY	HR
H-41015-TCGLBB2W2TZ1	TCG	LB	B2W
H-41015-TCGHRLB2TZ1	TCG	HR	LB
H-41015-JRXX2TZ1	JR	blank	blank
H-41015-2JRX2TZ1	JR	JR	blank
H-41015-JRXJY2TZ1	JR	blank	JY
H-41015-JR2JY2TZ1	JR	JY	JY
H-41015-2JRJY2TZ1	JR	JR	JY
H-41015-JRXJR2TZ1	JR	blank	JR

注/Notes:

提供全面的LED颜色组合，满足您的所有设计需求。/Provide a comprehensive range of LED color combinations to meet all your design needs.

## 六、可靠性实验项目 Reliability Test Project

描述 Description	项目 Item	测试标准 Test criterion	测试条件 Test condition	测试时间 Test time	数量 Qty	失效数量 Fail qty
寿命测试 Life test	常温寿命测试 Life test(room temperature)	JIS7021:B4	Ta=25°C±5°C, IF=20mA	1000Hrs	20	0
环境测试 Ambience test	高温存储 High temperature store	JIS7021:B10 MIL-STD-202:210A MIL-STD-750:2031	Ta=85°C±5°C	1000Hrs	20	0
	低温存储 Low temperature store	JIS7021:B12	Ta=-35°C±5°C	1000Hrs	20	0
	高温高湿测试 High temperature/ humidity test	JIS7021:B11 MIL-STD-202:103D	Ta=85°C±5°C RH=85%	1000Hrs	20	0
	冷热冲击测试 Cold / Heat strike test	JIS7021:B4 MIL-STD-202:107D MIL-STD-750:1026	30min -10°C±5°C↔100°C±5°C 5min 5min	50Cycles	20	0
	冷热循环测试 Cold and heat cycle test	JIS7021:A3 MIL-STD-202:107D MIL-STD-705:105E	5min 5min 5min -35°C~25°C~85°C~35°C 30min 5min 30min 5min	50Cycles	20	0

## 判断标准 Judging Criterion

项目 Item	符号 Symbol	实验条件 Experiment condition	判断标准 Criteria	
			Min.	Max.
Forward Voltage	V <sub>F</sub>	I <sub>F</sub> =20mA	----	Initial Datex1.1
Reverse Current	I <sub>R</sub>	V <sub>R</sub> =5V	----	30 μ A
Luminous Intensity	I <sub>V</sub>	I <sub>F</sub> =20mA	Initial Datex0.7	----

## 七、注意事项 Note

### (一) 引脚成型方法 Led bracket forming method

(1) 必需离开胶体 3 毫米才能折弯支架

The pin of led can be bent where is at least 3mm out of led colloid.

(2) 支架成型必须用夹具或由专业人员来完成。

Must use fixture to deform the led bracket.

(3) 支架成型必须在焊接前完成。

Finishing the forming of led bracket must be before soldering.

(4) 支架成型需保证引脚和间距与线路板上的一致。

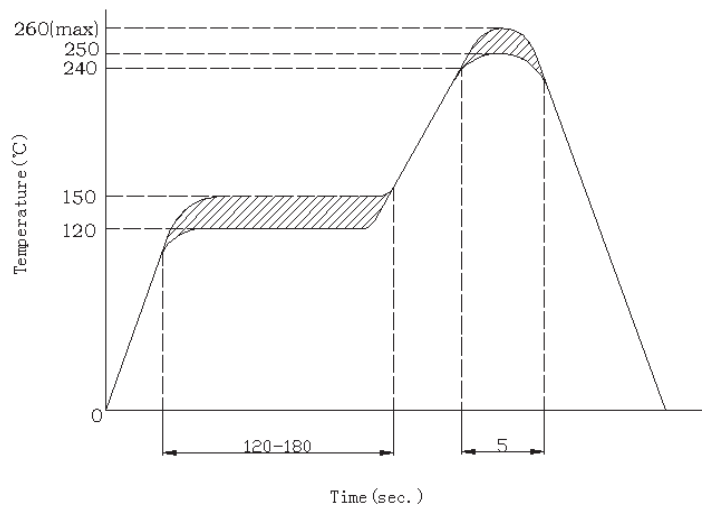
Guarantee the gap between two pin of led tallys with LED pads in PCB when forming.

### (二) 烙铁 Manual soldering

烙铁（最高 30W）尖端温度不超过 260℃；焊接时间不超过 3 秒；焊接位置至少离胶体 3 毫米。

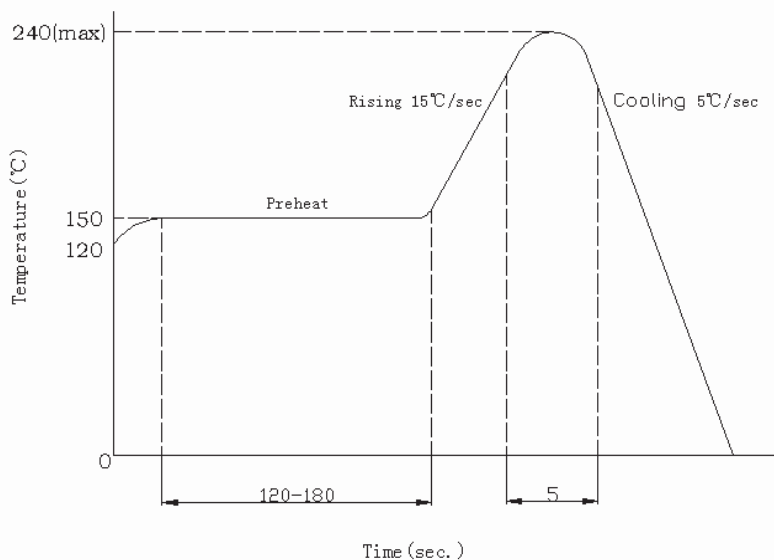
The tip temperature of soldering iron don't exceed 260℃； soldering time don't exceed 3s and soldering position must be 3mm out of led colloid.

可靠性焊接温度（A 图、B 图） Soldering temperature curve chart（figure A、figure B）



A 图

波峰焊



B 图

回流焊

### （三）防静电措施 ESD countermeasure

静电及高压会对 LED 造成损坏，特别是芯片材质为 InGaN 的产品对静电防护要求更加严格，要求在使用和检验产品时戴防静电手腕带或防静电手套，焊接工具及设备外壳需可靠接地，焊接条件遵循此份规格书中的条件。

Static electricity and high volt can damage led, The production whose Die material is InGaN must strictly required to prevent ESD, Must put on static glove and static fillet, Soldering tool and the cover of device must connect the ground, soldering condition follows the related stating of production specification manual.

### （四）过电流保护 Protecting countermeasure when over current

为避免由于电压的变化引起大电流冲击而造成产品损坏，需要加入保护电阻。

Need add the protecting resistor in circuit in order to avoid damaging led due to big current and voltage fluctuation.

### （五）LED 安装方法 LED installation method

1) 注意各类器件外线的排列以防极性装错，器件不可与发热组件靠得太近，工作条件不要超过其规定的极限。

Pay attention to the led polarity and avoid installation wrong。Led can't be close to euthermic component, work condition should tally with it's specification。

2) 务必不要在引脚间距变形的情况下安装 LED。

Don't install the LED under the condition of the led pin deformation。

3) 当装配 LED 进入 PCB 或装配孔时时，LED 支架不能承受任何压力。

The led bracket don't load any pressure when installing the led into PCB or fitting hole。

4) 在焊接温度回到正常以前，必须避免使 LED 受到任何的震动或外力。

Must avoid any strike and force on led before the soldering temperature return to room temperature。

### （六）存储时间 Storage time

1) 在温度 5°C~35°C，湿度 RH60%条件下，产品可以保存一年。超过保存期的产品需要重新检测后方能使用。

Led can be stored for a year under the condition: the temperature of 5°C~35°C and humidity of RH60%, These production must be re-inspected and tested before use if their storage time exceed a year。

2) 如果打开的产品在 5°C~35°C，RH60%的空气条件下放置超过一周，则需要将产品在 65°C±5°C的环境中放置 24 小时以上，并尽量在十五天内使用。

If led is exposed in air for a week under the condition: the temperature of 5°C~35°C, humidity of RH60%, must place the led in the ambience of 65°C±5°C for 24 hours and use it in 15 days for best。

### （七）清洗 Cleaning

当用化学物品清洗胶体时必须特别小心，因为有些化学品对胶体表面有损伤并引起褪色如三氯乙烯、丙酮等。可用乙醇擦拭、浸渍，时间在常温下不超过 3 分钟。

Be careful of some chemical results in the led colloid fades and damage when using chemical clean the led, such as chloroethylene, acetone etc. can use ethanol to wash or soak led but the time don't exceed 3 minutes.

### （八）弯脚 Kinked

当 LED 成形弯脚时，弯脚模具容易刮花 LED 脚支架镀层，刮伤处容易生锈，特别是空气湿度大时。为减少生锈寄回，建议使用镀锡支架。

The kinked tooling scrape easily the pin of led, where the led bracket is rusting easily, especial expose it in moist air. To decrease the led bracket rust, advise using plated tin led bracket.

## 其他/Others

1. 本规格所描述的 LED 定义应用在普通的电子设备范围（例如办公设备、通讯设备等等）。如果有更为严苛的信赖度要求，特别是当元件失效或故障时可能会直接危害到生命和健康时（如航天、运输、交通、医疗器械、安全保护等等），请事先知会敝司业务人员。

The LEDs described here are intended to be used for ordinary electronic equipment (such as office equipment, communication equipment and household applications). Consult Sales in advance for the applications in which exceptional reliability is required, particularly when the failure or malfunction of the LEDs may directly jeopardize life or health.

(such as in aviation, transportation, traffic control equipment, medical and life support systems and safety devices).

2. 高亮度 LED 产品点亮时可能会对人眼造成伤害，应避免从正上方直视。

The light output from the high luminous intensity LEDs may cause injury to human eyes when viewed directly.

3. 出于持续改善的目的，产品外观和参数规格可能会在没有预先通知的情况下作改良性变化。

The appearance and specifications of the product may be modified for improvement without prior notice.