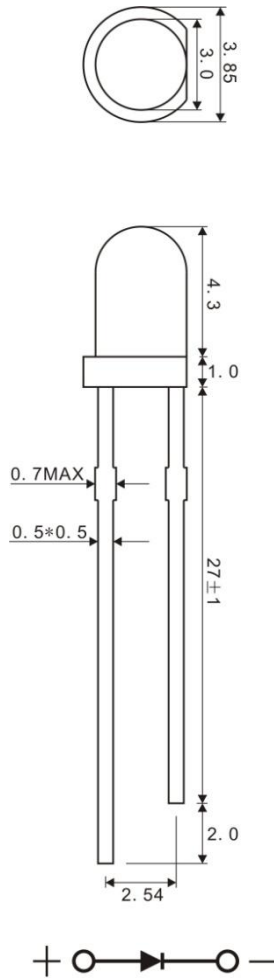


一、外形图 Outline dimensions:



| 单位 Unit | 公差 Tolerance | 芯片材质 Die material | 胶体颜色 Lens color | 发光颜色 Emitting color |
|------------|-----------------|----------------------|--------------------|------------------------|
| mm | ±0.2mm | InGaN | Blue diffused | Blue |

二、光电参数 Photo electricity Parameter

(环境温度 Ambient temperature: 25°C 湿度 humidity: RH60%)

| 项目 Item | 符号 Symbol | 测试条件 Test condition | 最小值 Min | 典型值 Type | 最大值 Max | 单位 Unit |
|----------------------------|--------------|------------------------|------------|-------------|------------|------------|
| 正向电压 Forward voltage | VF | IF=20mA | 2.6 | / | 3.4 | V |
| 反向电流 Reverse current | IR | VR=5V | / | / | 10 | μA |
| 发光强度 Luminous intensity | IV | IF=20mA | 350 | 700 | / | mcd |
| 主波长 Dominant wavelength | λd | IF=20mA | 465 | / | 475 | nm |
| 半光强角 Viewing Angle | 2θ 1/2 | IF=20mA | / | 30 | / | deg. |

备注：亮度测试公差±15%、波长测试公差±1nm、正向电压测试公差±0.05V

Remark: The tolerance of intensity:±15%, The tolerance of wave length:±1nm, The tolerance of forwards voltage: ±0.05V.

Only reference for above data when testing.

三、极限参数 Absolute Maximum Rating

(环境温度 Ambient temperature: 25°C 湿度 Humidity: RH60%)

| 项目 Item | 符号 Symbol | 数值 Value | 单位 Unit | 备注 Remark |
|---------------------------------|--------------|-------------|------------|--------------------|
| 正向电流 Forward Current | IF | 25 | mA | --- |
| 散耗功率 Power Dissipation | Pd | 100 | mw | --- |
| 工作环境温度 Operation temperature | Topr | -40to+85 | °C | --- |
| 贮藏温度 Storage temperature | Tstg | -40to+100 | °C | --- |
| 焊接温度 Soldering temperature | Tsol | 260±5 | °C | Less than 5 Second |

四、可靠性试验项目 Reliability Test Project

| 描述 Description | 项目 Item | 测试标准 Test criterion | 测试条件 Test condition | 测试时间 Test time | 数量 Qty | 失效数量 Fail qty |
|-----------------------|---|---|--|-------------------|-----------|------------------|
| 寿命测试 Life test | 常温寿命测试 Life test(room temperature) | JIS7021:B4 | Ta=25°C±5°C, IF=20mA | 1000Hrs | 20 | 0 |
| 环境测试 Ambience test | 高温存储 High temperature store | JIS7021:B10 MIL-STD-202:210A MIL-STD-750:2031 | Ta=85°C±5°C | 1000Hrs | 20 | 0 |
| | 低温存储 Low temperature store | JIS7021:B12 | Ta=-35°C±5°C | 1000Hrs | 20 | 0 |
| | 高温高湿测试 High temperature/ humidity test | JIS7021:B11 MIL-STD-202:103D | Ta=85°C±5°C RH=85% | 1000Hrs | 20 | 0 |
| | 冷热冲击测试 Cold / Heat strike test | JIS7021::B4 MIL-STD-202:107D MIL-STD-750:1026 | 30min -10°C±5°C←→100°C±5°C 5min 5min | 50Cycles | 20 | 0 |
| | 冷热循环测试 Cold and heat cycle test | JIS7021:A3 MIL-STD-202:107D MIL-STD-705:105E | 5min 5min 5min -35°C~25°C~85°C~-35°C 30min 5min 30min 5min | 50Cycles | 20 | 0 |

判断标准 Judging criterion:

| 项目 Item | 符号 Symbol | 实验条件 Experiment condition | 判断标准 Criteria | |
|--------------------|----------------|------------------------------|------------------|------------------|
| | | | Min. | Max. |
| Forward Voltage | V _F | I _F =20mA | ---- | Initial Datex1.1 |
| Reverse Current | I _R | V _R =5V | ---- | 30 μ A |
| Luminous Intensity | I _V | I _F =20mA | Initial Datex0.7 | ---- |

五、注意事项 Note

(一) 引脚成型方法 Led bracket forming method

(1) 必需离开胶体 3 毫米才能折弯支架

The pin of led can be bent where is at least 3mm out of led colloid.

(2) 支架成型必须用夹具或由专业人员来完成。

Must use fixture to deform the led bracket.

(3) 支架成型必须在焊接前完成。

Finishing the forming of led bracket must be before soldering.

(4) 支架成型需保证引脚和间距与线路板上的一致。

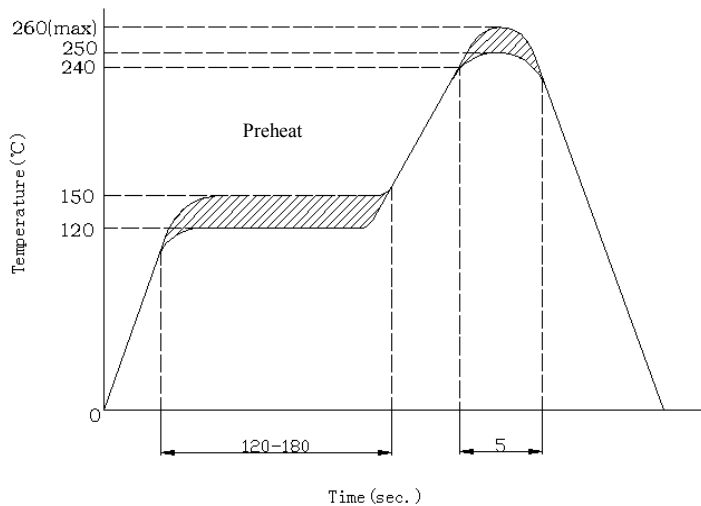
Guarantee the gap between two pin of led tallys with LED pads in PCB when forming.

(二) 烙铁 Manual soldering

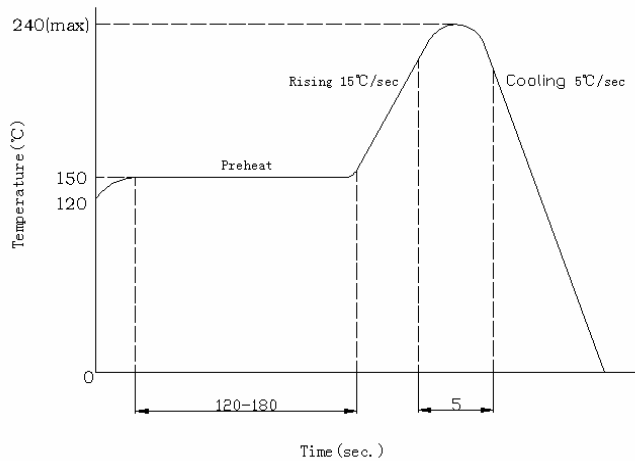
烙铁（最高 30W）尖端温度不超过 260°C；焊接时间不超过 3 秒；焊接位置至少离胶体 3 毫米。

The tip temperature of soldering iron don't exceed 260°C; soldering time don't exceed 3s and soldering position must be 3mm out of led colloid.

可靠性焊接温度（A 图、B 图）Soldering temperature curve chart（figure A、figure B）



A 图
波峰焊



B 图
回流焊

(三) 防静电措施 ESD countermeasure

静电及高压会对 LED 造成损坏，特别是芯片材质为 InGaN 的产品对静电防护要求更加严格，要求在使用和检验产品时戴防静电手腕带或防静电手套，焊接工具及设备外壳需可靠接地，焊接条件遵循此份规格书中的条件。

Static electricity and high volt can damage led, The production whose Die material is InGaN must strictly required to prevent ESD, Must put on static glove and static fillet, Soldering tool and the cover of device must connect the ground, soldering condition follows the related stating of production specification manual.

(四) 过电流保护 Protecting countermeasure when over current

为避免由于电压的变化引起大电流冲击而造成产品损坏，需要加入保护电阻。

Need add the protecting resistor in circuit in order to avoid damaging led due to big current and voltage fluctuation.

(五) LED 安装方法 LED installation method

- 1) 注意各类器件外线的排列以防极性装错，器件不可与发热组件靠得太近，工作条件不要超过其规定的极限。
Pay attention to the led polarity and avoid installation wrong. Led can't be close to euthermic component, work condition should tally with it's specification.
- 2) 务必不要在引脚间距变形的情况下安装 LED。
Don't install the LED under the condition of the led pin deformation.
- 3) 当装配 LED 进入 PCB 或装配孔时时，LED 支架不能承受任何压力。
The led bracket don't load any pressure when installing the led into PCB or fitting hole.
- 4) 在焊接温度回到正常以前，必须避免使 LED 受到任何的震动或外力。
Must avoid any strike and force on led before the soldering temperature return to room temperature.

(六) 存储时间 Storage time

- 1) 在温度 5°C~35°C，湿度 RH60%条件下，产品可以保存一年。超过保存期的产品需要重新检测后方可使用。
Led can be stored for a year under the condition: the temperature of 5°C~35°C and humidity of RH60%, These production must be re-inspected and tested before use if their storage time exceed a year.
- 2) 如果打开的产品在 5°C~35°C，RH60%的空气条件下放置超过一周，则需要将产品在 65°C±5°C 的环境中放置 24 小时以上，并尽量在十五天内使用。
If led is exposed in air for a week under the condition: the temperature of 5°C~35°C, humidity of RH60%, must place the led in the ambience of 65°C±5°C for 24 hours and use it in 15 days for best.

(七) 清洗 Cleaning

当用化学物品清洗胶体时必须特别小心，因为有些化学品对胶体表面有损伤并引起褪色如三氯乙烯、丙酮等。可用乙醇擦拭、浸渍，时间在常温下不超过 3 分钟。

Be careful of some chemical results in the led colloid fades and damage when using chemical clean the led, such as chloroethylene, acetone etc. can use ethanol to wash or soak led but the time don't exceed 3 minutes.

(八) 弯脚 Kinked

当 LED 成形弯脚时，弯脚模具容易刮花 LED 脚支架镀层，刮伤处容易生锈，特别是空气湿度大时。为减少生锈寄回，建议使用镀锡支架。

The kinked tooling scrape easily the pin of led, where the led bracket is rusting easily, especial expose it in moist air. To decrease the led bracket rust, advise using plated tin led bracket.

其他/Others

1. 本规格所描述的 LED 定义应用在普通的电子设备范围（例如办公设备、通讯设备等等）。如果有更为严苛的信赖度要求，特别是当元件失效或故障时可能会直接危害到生命和健康时（如航天、运输、交通、医疗器械、安全保护等等），请事先知会敝司业务人员。

The LEDs described here are intended to be used for ordinary electronic equipment (such as office equipment, communication equipment and household applications). Consult Sales in advance for the applications in which exceptional reliability is required, particularly when the failure or malfunction of the LEDs may directly jeopardize life or health.

(such as in aviation, transportation, traffic control equipment, medical and life support systems and safety devices).

2. 高亮度 LED 产品点亮时可能会对人眼造成伤害，应避免从正上方直视。

The light output from the high luminous intensity LEDs may cause injury to human eyes when viewed directly.

3. 出于持续改善的目的，产品外观和参数规格可能会在没有预先通知的情况下作改良性变化。

The appearance and specifications of the product may be modified for improvement without prior notice.